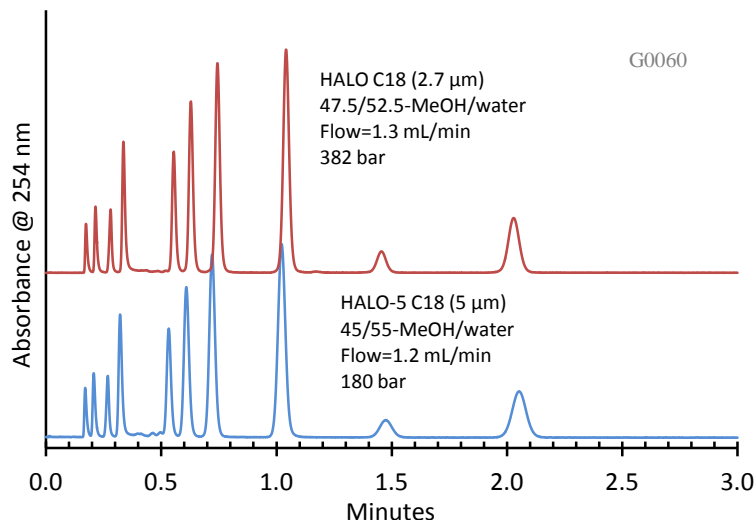


Comparable Selectivity of HALO C18 and HALO-5 C18



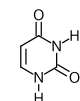
PEAK IDENTITIES:

1. Uracil
2. Resorcinol
3. Aniline
4. 4-Chloroaniline
5. Acetoacetanilide
6. Dimethylphthalate
7. Cinnamyl alcohol
8. 2,6-Dinitrotoluene
9. Tolbutamide
10. 4-Chloro-3-nitroanisole

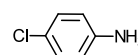
TEST CONDITIONS:

Column: 3.0 x 50 mm, HALO
 Part Number: 92813-402, HALO C18 (2.7 µm)
 Part Number: 95813-402, HALO-5 C18 (5 µm)
 Mobile Phase: See figure.
 Flow Rate: See figure.
 Pressure: See figure
 Temperature: 30°C
 Detection: UV 254 nm, VWD
 Injection Volume: 1.0 µL
 Sample Solvent: Methanol
 Response Time: 0.02 sec.
 Flow Cell: 2.5 µL semi-micro
 LC System: Shimadzu Prominence UFLC XR
 ECV: ~14 µL

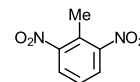
STRUCTURES:



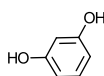
Uracil



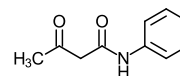
4-Chloroaniline



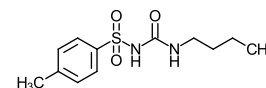
2,6-Dinitrotoluene



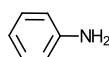
Resorcinol



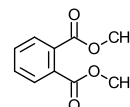
Acetoacetanilide



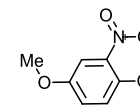
Tolbutamide



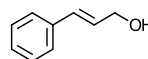
Aniline



Dimethylphthalate



4-Chloro-3-nitroanisole



Cinnamyl alcohol

This mixture of compounds with varying functional groups and polarity show the same selectivity on both the 5-micron and 2.7-micron HALO C18 columns with only minor adjustments in flow rate and mobile phase composition being required. This separation demonstrates the ability to change from one HALO particle size to the other without needing to redevelop the method.