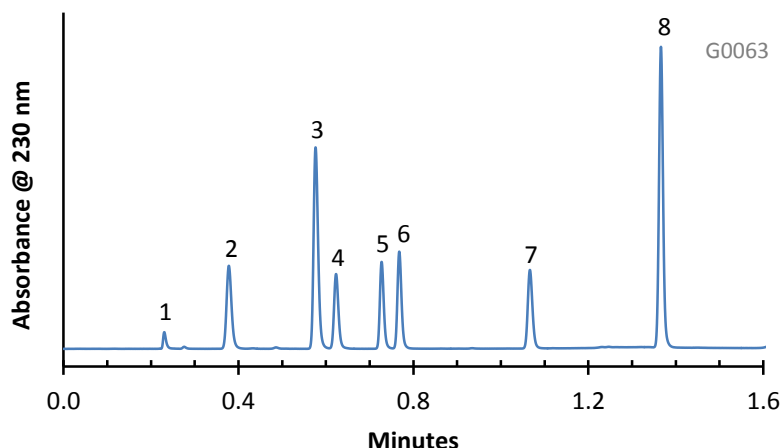


Separation of Antibiotic and Antifungal Drugs on HALO RP-Amide



PEAK IDENTITIES:

1. Unknown
2. Ketoconazole
3. Naftifine
4. Clotrimazole
5. Econazole
6. Sulconazole
7. Clofazimine
8. Tolnaftate

TEST CONDITIONS:

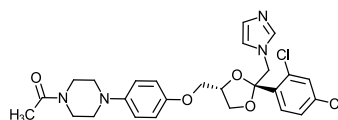
Column: 4.6 x 50 mm, HALO RP-Amide
 Part Number: 92814-407
 Mobile Phase: Gradient
 A= 0.02 M Potassium phosphate buffer, pH=3
 B= Acetonitrile
 Gradient:

Time	%B
0.0	41
1.0	80
1.6	80

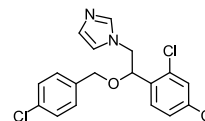
Flow Rate: 2.0 mL/min.
 Pressure: 188 Bar at start of gradient
 Temperature: 35°C
 Detection: UV 230 nm, VWD
 Injection Volume: 0.3 µL
 Sample Solvent: water/acetonitrile-25/75
 Response Time: 0.02 sec.
 Flow Cell: 2.5 µL semi-micro
 LC System: Shimadzu Prominence UFLC XR

The antimicrobial drug clofazimine and the antifungal drugs can be rapidly analyzed using the HALO RP-Amide column under gradient conditions with low back pressure.

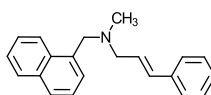
STRUCTURES:



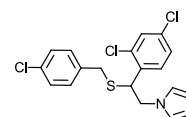
Ketoconazole



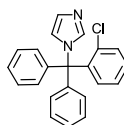
Econazole



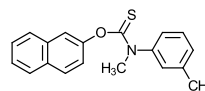
Naftifine



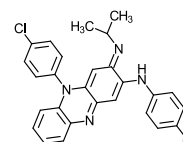
Sulconazole



Clotrimazole



Tolnaftate



Clofazimine