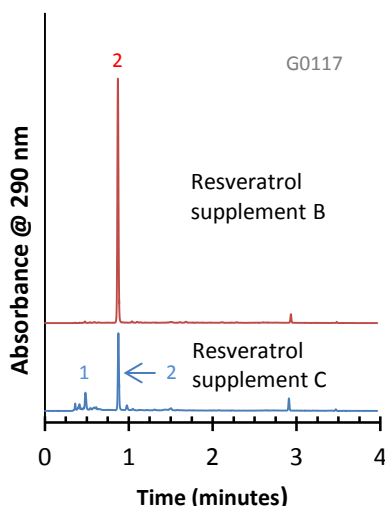
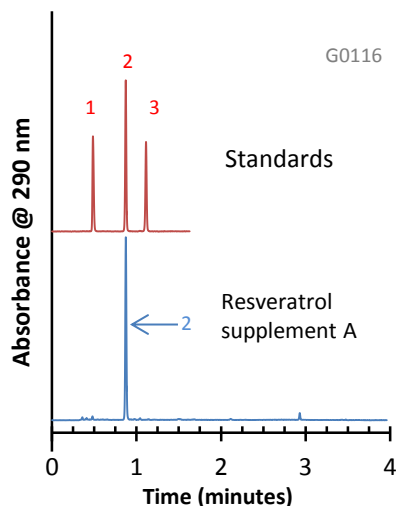


Separation of Resveratrols on HALO C18, 2.7 µm



PEAK IDENTITIES:

1. Polydatin
2. *trans*-Resveratrol
3. *cis*-Resveratrol

TEST CONDITIONS:

Column: 4.6 x 75 mm, HALO C18, 2.7 µm

Part Number: 92814-502

Mobile Phase: A= water/B= acetonitrile

Gradient:	Time	%B
	0.0	30
	2.0	50
	3.0	90
	4.0	90

Flow Rate: 1.8 mL/min.

Pressure: 240 Bar

Temperature: 35°C

Detection: UV 290 nm, VWD

Injection Volume: 1.0 µL

Sample Solvent: 50/50-acetonitrile/methanol

Response Time: 0.02 sec.

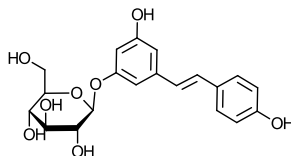
Data rate: 25 Hz

Flow Cell: 2.5 µL semi-micro

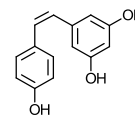
LC System: Shimadzu Prominence UFLC XR

ECV: ~14 µL

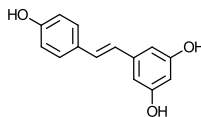
STRUCTURES:



Polydatin



cis-Resveratrol



trans-Resveratrol

Resveratrols are polyhydroxy compounds and have been reported to have antioxidant and anti-aging properties and are available as food supplements. These food supplements can be analyzed rapidly using short HALO Fused-Core C18 columns.

Resveratrol supplement tablets were extracted overnight using 15 mL of a 50/50 mixture of methanol and acetonitrile. The extracts were then filtered through a 0.45 µm porosity nylon membrane. This filtered solution was further diluted 1:10 using the 50/50 mixture of methanol and acetonitrile before analysis.